

yllo .co/wallet

Yllo Wallet.

A cryptowallet with its own XLT coin
and which supports other coins.

Yllo Wallet is a prototype
cryptowallet for a computer.



Windows



MacOS

1.29 XLT

From Yllo:

gMfgT8hjFg18gfhHyghjx88GHJikJHK56BfYTfh

To:

rDxDiP8Ck23hsqSCzmXePWsJXiCoNo7Ao

Message:

Hi!

I'm sending tokens as promised.

Simple.

Beautiful.

Anonymous.

How to start using it?

01. Create a username

Username is your Yllo account name. The system automatically generates a password for a new account. View, save or change your password and the username in the main menu.

02. Select cryptoassets

When you launch Yllo Wallet for the first time, you create a new wallet for each chosen coin. The public address and the private key of the wallet are generated in the background.

XLT and XRP are currently available. BTC, ETH, BIP and cryptoassets created on the basis of XLT will be available in the future.

01. Create a username

Create username





User |

Username is an account name in the Yllo network. You can save or change your password in profile settings in the main menu.

Next

02. Select cryptoassets

Create new wallets

	LightToken XLT
	Ripple XRP
	Minter BIP
	Ethereum ETH

Create

Anonymity in Yllo Wallet.

01. Personal data

No personal information is required to use Yllo Wallet. Username allows you to manage accounts safely without linking a phone number or proof of identity.

02. Transmit valuable information

Transactions in Yllo Wallet may be accompanied by a text message. This is an opportunity to conduct anonymous communication by transferring tokens from one user to another within the network.

Making transactions.

01. Entering an address without errors

You can use the recipient's username instead of the public address when making transactions in the Yllo network. Entering and checking it is much easier, and, as a result, it allows you to protect your funds by sending them to the correct address.

02. Payment templates

For convenient cryptocurrency transactions to the same address, it is enough to create a payment template that will be displayed on the right side of the screen. For template transactions you only need to enter the transfer amount, all other fields are filled in automatically.

How does it work?

Freedom technology

The first step towards the stability of the underlying structure of all Yllo tools is a cluster architecture, which consists of Nodes and Supernodes. Due to the architecture, all Yllo tools are interconnected and data is stored and transmitted securely in the network.

Architecture improvements

The next step will be system improvement, as a result of which all sent messages, files, and documents in Yllo Wallet, Yllo Messenger and Yllo Notes will be encrypted, partitioned, distributed across multiple network nodes and linked on the recipient device. This solution makes it impossible for "third parties", including Yllo company, to gain access to the information.

[View a scheme](#)

